

Dial **1-803-866-1601 Brother Printer Customer Service Phone Number**. Brother printers are known for their reliability, efficiency, and user-friendly technology. However, like any electronic device, users may occasionally face issues like printing errors, offline status, Wi-Fi connectivity issues, or setup difficulties. When these problems arise, contacting Brother Printer Customer Service becomes essential.

To ensure you get timely assistance, here are **14 effective ways to reach Brother Printer Customer Service Number** and get the help you need.

---

## 1. Visit the Official Brother Website

Start with the **official Brother website** for your country. Navigate to the *Support* or *Contact Us* section to find the verified customer service phone numbers and live chat options.

- **Website:** [www.brother.com](http://www.brother.com)
  - Select your region or country for localized support.
- 

## 2. Brother Printer Customer Support Phone Number (Global)

Brother offers dedicated phone numbers for different regions. You can find the specific phone number for your country:

- **USA : 1-803-866-1601**

Make sure to call during working hours (Monday to Friday) unless 24/7 support is available in your region.

---

### 3. Use the Brother Support Center App

Download the **Brother SupportCenter App** on your smartphone. This app provides:

- Quick access to customer support numbers
- Chat support
- Firmware updates
- Product manuals

Available on both **iOS** and **Android** platforms.

---

### 4. Check Your Printer's Warranty Card or Manual

Your Brother printer's **user manual** or **warranty card** usually includes contact numbers for customer service. Always keep these documents handy.

---

### 5. Connect via Live Chat on the Website

Brother's official website offers **live chat support** during business hours. A representative can help with:

- Setup assistance
  - Troubleshooting
  - Booking a repair
- 

### 6. Email Brother Support

If your issue is not urgent, you can email Brother's technical support team via their website's contact form. Include:

- Product model
- Serial number
- A detailed description of the problem

Response time is typically within 24–48 hours.

---

## 7. Reach Out on Social Media Platforms

Brother is active on platforms like:

- **Twitter:** @Brother
- **Facebook:** Brother Global

Send a **DM (direct message)** to request the correct customer support number.

---

## 8. Use Google Search (With Caution)

Type in your query like “Brother Printer Customer Service Number India.” Be sure to check that the number is from an **official source** to avoid fake helpline numbers.

---

## 9. Check Product Packaging or Printer Body

Some Brother printer models have the **customer care number printed** on a sticker on the printer body or packaging box. Look near the serial number area.

---

## 10. Use Your Brother Account Dashboard

If you’ve registered your printer, log in to your **Brother account** and navigate to the support section. You'll get personalized help and contact details based on your product and location.

---

## 11. Ask the Retailer or Vendor

If you bought your Brother printer from a store or e-commerce site like Amazon, Flipkart, or Best Buy, they can usually provide the **official customer service number** or even initiate support for you.

---

## 12. Brother Authorized Service Centers

Search for the nearest **authorized Brother service center** via the official website. These centers have support teams who can assist you or give you the correct customer service number.

---

## 13. Check the Brother Community Forum

The **Brother community** or support forum includes official moderators who can point you to the right contact numbers or escalate your issue to the right team.

---

## 14. Use Google Maps for Local Service Centers

Open **Google Maps**, type “Brother Printer Service Center near me,” and view the listings. Most will include a **verified phone number** to contact customer service or book a visit.

---

## Tips When Calling Brother Printer Customer Service:

- Keep your **printer model number and serial number** ready.
  - Be prepared to describe the issue in detail.
  - Note down the **reference number** or **ticket ID** provided during the call.
-

## Conclusion

Reaching Brother Printer Customer Service doesn't have to be a hassle. Whether you need help with installation, troubleshooting, or warranty claims, the 14 methods above ensure you're covered from all angles.

## Brother Printer Toll-Free Number – Get Expert Help Anytime





Brother printers are trusted by millions of users worldwide for their top-tier performance, reliable printing, and easy usability. But just like any piece of technology, occasional glitches or technical issues may arise—from connectivity problems to paper jams or setup errors. When that happens, having access to the **Brother Printer Toll-Free Number** can save you time and frustration.

In this guide, we'll cover everything you need to know about contacting Brother Printer customer support through toll-free numbers and how to get expert help anytime.

---

### ♦ Why Use the Brother Printer Toll-Free Number?

Using a toll-free number is the **fastest and most direct way** to get support. Here's why:

-  **Free of charge:** No cost to call from mobile or landline.
-  **Direct connection to support:** Speak to trained representatives in real time.
-  **Faster issue resolution:** Great for urgent printer problems.
-  **Regional language support:** In many countries, multilingual agents are available.

---

## Official Brother Printer Toll-Free Numbers (By Country)


Below is a list of verified toll-free numbers based on popular regions:

Country	Toll-Free Number	Availability
---------	------------------	--------------

**USA**

**1-803-866-1601**

Mon-Fri, 9 AM–6 PM EST

 **Tip:** Always visit your country's **official Brother website** to confirm current phone numbers and business hours.

---

## **When Should You Call Brother Support?**

You can dial the toll-free number for help with:

- Printer setup and installation
  - Wireless/Wi-Fi connectivity issues
  - Printer offline errors
  - Paper jams or cartridge errors
  - Scanning or faxing issues
  - Firmware or driver updates
  - Warranty and repair queries
  - Order status or product registration
- 

## **Alternative Ways to Get Support (If Phones Are Busy)**

If you're unable to reach support via the toll-free number, here are other quick ways to get help:

## 1. Live Chat Support

Visit [www.brother.com](http://www.brother.com), choose your country, and click the **Live Chat** button to connect with a technician in real time.

## 2. Email Support

Use the "Contact Us" form on Brother's website to raise a support ticket. You'll typically get a reply within 24–48 hours.

## 3. Brother SupportCenter App

Download the **Brother SupportCenter App** to get on-demand access to support numbers, manuals, drivers, and troubleshooting tips.

## 4. Visit a Service Center

Search "*Brother Authorized Service Center near me*" on Google or the official website to get face-to-face support.



## Information to Keep Ready Before You Call

To make your support call smooth and efficient, keep the following details ready:

- Printer model number (e.g., DCP-T720DW)
- Serial number (found on the back or bottom of the printer)
- Operating system (e.g., Windows 11, macOS Sonoma)
- Description of the issue
- Date of purchase or invoice (if under warranty)



## What to Expect During the Call

When you call the Brother toll-free number:

1. You'll be greeted by an automated system.
  2. Choose the appropriate department (technical support, customer care, etc.).
  3. Wait time may vary; hold the line until an agent is available.
  4. The agent may ask you to:
    - Run basic troubleshooting steps
    - Share any error codes displayed
    - Try connecting your printer to another device
- 

## Stay Safe – Avoid Fake Numbers

Unfortunately, fake “tech support” scams are common online. Here’s how to stay safe:

- Only use numbers listed on the **official Brother website**.
  - Avoid clicking on Google Ads that claim to be “Brother Helpline.”
  - Never give remote access to unknown agents unless it’s a verified Brother technician.
- 

## Conclusion

When your Brother printer isn’t functioning as expected, the **Brother Printer Toll-Free Number** offers a quick and reliable path to expert help. Whether it’s a minor configuration issue or a major hardware malfunction, trained professionals are just one call away—ready to guide you step-by-step.

**Save the toll-free number for your region today, so you’re always prepared when printer issues arise.**